

بِسْمِ اللَّهِ الرَّحْمَنِ الرَّحِيمِ

خَيْرُكُمْ مَنْ تَعَلَّمَ الْقُرْآنَ وَعَلَّمَهُ

The best among you is he who learns and teaches the Qur'an. (Bukhari)

Let's Read AL-QUR'AN

the easy way & with tajweed
with workbook

UKG

Dr. Abdulazeez Abdulraheem

Founder & Director Understand Al-Qur'an Academy



www.understandquran.com

Table of Contents

Lesson Number	Lesson Name	Page Number
	Preface	IV
	Introduction of the Understand Al-Qur'an Academy	V
	How to use this book	VI
	Lesson Plan Components	VII
	Introduction of Makhaarij	VIII
	Lines for making Arabic Letters	IX
Lesson Number	Arabic Letters	Page Number
01	Meem - Baa	10
02	Waw - Faa	12
03	Ṣaa - Ṣaal - Ṣaa	14
04	Taa - Daal - Ṭaa	16
05	Zaa - Seen - Ṣaad	18
06	Laam - Noon - Raa	20
07	Jeem - Sheen - Yaa	22
08	Ḍaad - Kaaf - Qaaf	24
09	Hamza - Ha	26
10	Ain - Haa	28
11	Ghain - Kha	30
12	Complete Arabic letters	32
	Islamic Studies	34

PREFACE

All praise and thanks are due to Allah, and peace and blessings be upon His Messenger who said: “The best among you is the one who learns the Qur'an and teaches it” [Bukhari].

A product was needed for schools to teach the students with high quality on learning to recite Al-Qur'an in a short span of time while ensuring their participation and interest. Read Al-Qur'an Series, is a humble effort to make the learning of the Qur'an easy and at the same time meet the school requirements. Some of the unique features are summarized below:

1. Read Al Qur'an – the easy way & with Tajweed is covered in 3 parts. Part 1: Letters, Part 2: Harakat, and Part 3: Rules of Tajweed.
2. Letters are taught in phonetic order, with the help of a poem using TPI (Total Physical Interaction) involving fingers. This helps in clarity of Makharij. Full forms and short forms of letters are taught to make the reading simple. Harakat based rhymes makes it easy to practice the Makharij of the letters under different Harakat. To teach the letter shapes and rules of recitation, stories are used to make it easy and fun.
3. Harakat are also taught using a rhyme and stories that suit children's interests.
4. For practice, 400 words that have high frequency of occurrence in Al-Qur'an are selected. These words constitute 50% of total words of Qur'an. Meaning of these words are also provided.
5. A special font is designed for Arabic here. Every vowel sign is placed close to the letter and the signs of one letter stay within its width.
6. Rules of recitation are taught from easy to challenging ones and at the end a unique word-by-word explanation of rules is provided for practical implementation of these rules.

Insha'Allah you will find this course simple, interesting, and based on the latest teaching methodology. It will Insha'Allah be easy for the teacher to adopt and teach. Complete teaching and learning resources are developed which include presentations, videos, mobile games, and Quran lab activities like flash cards, posters, and magnetic letters.

Please introduce this course in schools, colleges, Masjids, communities, and within your families. Let us work together to promote the correct reading and understanding of the Holy Qur'an.

We offer our sincere appreciation to the whole UQA team of researchers, developers, academicians, and consultants who supported this work out of their immense love of Qur'an. I would also like to thank my parents for their prayers, and my wife, Tabinda Tahseen, and my sons, Sulaiman and Usamah, and daughter Samah for their cooperation and support. May Allah reward them all abundantly.

The diagrams of Makharij are taken from the book written by the world famous Syrian Qari, Sheik Ayman Suwaid, with his permission that I personally got from him during Qur'an conference in Bahrain, 2013.

May Allah protect us from errors. If they were committed inadvertently, we beg for His Divine forgiveness. Please give us feedback and inform us of any errors so that we can correct them in future editions.

Abdulazeez Abdulraheem
June, 2019
info@understandquran.com

How to use this book

About the book

Read Qur'an Series is taught from Nursery to Class 2. Book – LKG: Lets Read Al Qur'an – the easy way with Tajweed is taught the UKG students. This book uses the UQA concepts of teaching Tajweed the easy way. The book covers the Arabic letters, Vowels signs and some rules of recitation. This book is designed to fit into the school curriculum which can spread over an entire academic year. It can also be taught in higher classes if needed.

Book – UKG is arranged into two sections:

- Section A deals with the Read Al-Qur'an.
- Section B deals with Islamic studies.

Section A: Lessons 1 to 12 cover the Arabic letters (full form and short form) with a focus on learning the shapes, the sounds, and the writing practice. Sight and Sound vocabulary are inbuilt in these lessons. The appendix covers the note to the teacher on how to teach with the help of stories and activities.

Qur'an Lab activities are given in the teacher's guide. These lesson-wise activities reinforce the concepts learned. The activities ensure student engagement with the subject and will result in high quality of learning.

Section B: This section has Islamic studies divided into simple lessons. Each lesson has Aqeedah, Du'a, Hadeeth, Akhlaaq, Seerah, and Qur'an. All topics are easy to understand and relevant to the students' life. The Surahs and Ayaat that are recited daily are to be memorized along with Du'as, and Azkaar, etc.

Course organization

- 1 A minimum of 3 periods per week.
- 2 It is better to have a UQA certified teacher for teaching this course. Visit our website for teacher training certification.
- 3 The course is explained with the help of presentations and videos in a smart classroom.
- 4 The course material consists of a textbook, workbook, presentations, videos, posters, flashcards, games, and a teacher's guide.
- 5 Qur'an Lab activities are a part of the course to enhance the learning and increasing student engagement.

For more details, please refer to the official website:

www.understandquran.com/teacher_resources.html

Assuming the annually available periods are 30 weeks (3 periods/week), a sample schedule is given below:

Sample schedule (3 periods/week)

Lessons 1 – 12 require **four** periods per lesson. The first period will deal with the explanation and practice of the letters while the remaining periods will have Qur'an Lab, workbook and related learning activities.

Total Periods: 48 periods

Islamic Studies (3 periods per lesson, 2 for lesson; 1 for revision)

Total Periods: 24 periods

Quiz, Exams, Revisions.

Total periods: 18 periods

Lesson Plan Components


The lesson plan components are given below with suggested timings. More details are available at the following link: www.understandquran.com/teacher_resources.html A teacher can select them according to the need.

S No	Topic	Time in Min
	Greetings: (See Teacher's Guide for complete list)	1 min
1	<ul style="list-style-type: none"> • Enter the class with full of energy, good posture, and with a smile on the face! • The teacher should look towards the students and say salaam in a pleasant and audible voice. • Don't start arranging your material or taking attendance or some activity that doesn't involve students during the first 5 minutes. • Tell a positive and a motivating point; show the students that you are in a good mood today. To set a positive and happy mood of the class, don't point out the deficiencies in students or talk negative about systems or weather etc. • Ask them "Kaifa Haalukum: How are you?" and train them to say: Alhamdulillah with a smile. 	
	Tazkiyah (Zikr of Allah): (See Teacher's Guide for complete list)	1 min
2	It is essential that the students develop the habit of doing Zikr. This will have great benefit on various aspects of life. Let the students repeat after teacher any of the Azkaar such as Allahu Akbar 10 times, Subhan Allah 10 times, etc.	
	Tarbiyah or Life skills (Applied Islam): (See Teacher's Guide for complete list)	1 min
3	Developing life skills and manners in action is an essential part of the teaching. Give the students daily dosage of the life skills derived from the Sunnah. For example, smiling, controlling anger, pleasing parents, saying salaam, forgiving faults of others, seeking forgiveness, etc. These should be done with the help of stories from Seerah & of Sahabah and pious people.	
	Du'a for students: (See Teacher's Guide for complete list)	½
4	To develop a true relationship, it is essential that teacher should be a well-wisher of students. Give Du'aas to students daily. For example, May Allah bless you with success in this world and Jannah in the next world.	
5	Islamic Studies: Topics of Islamic Studies are covered in small parts.	5
	Surah Practice (Memorize & Improve Tajweed): (See Teacher's Guide for complete list)	2
6	The students will repeat after the teacher. The teacher will point out common Tajweed mistakes.	
	Revision: (See Teacher's Guide for complete revision plan)	3
7	Before starting a new lesson, previous lessons should be revised. This will reinforce previously covered lessons.	
	RQ Lesson:	
8	Enlist the learning outcomes. Warm-up questions should be asked before starting a new lesson. Explicit Instruction: This includes introduction, explanation of rule/letter, the examples of these rules/letters in common use (if any).	8
	Practice:	
9	Develop sight vocabulary, i.e., develop such a skill in the student that he can recognize a word by seeing it within a second. To develop this, the students should repeat different words after the teacher many times. Ensure the student can read within 2 seconds. Develop Sound Vocabulary: Students should be able to identify the word and repeat it just by listening from the teacher.	30
	Qur'an Lab Session:	
10	This session is conducted in a Qur'an Lab where Qur'anic language learning tools are provided. Tools like flash cards, posters, sand writing, blocks, puzzles and other learning activities, ensures higher learning and greater student engagement. This ensures rigorous practice, group competitions and writing practice	10
	Student Assessment:	
11	Collective Assessment: Teacher does the sight & sound vocabulary tests. Individual Assessment: Teacher will individually test the students for sight and sound vocabulary, Identify the slow learners and report them for remedial classes. In summary, a student should be able read, write and pronounce Qur'anic words and verses while recognizing the underlining rules.	5
12	Review & Close out: Quick review of what the students have learnt in the class.	2

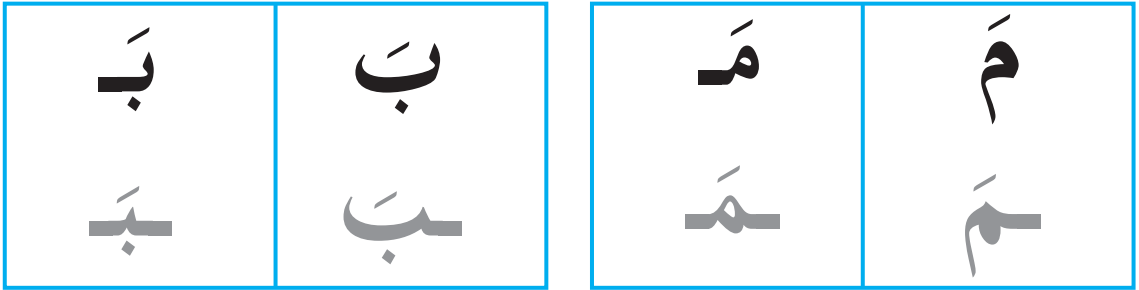
مَبَّ وَفَ | ثَذَّطَ | زَسَّصَ | لَنَّ رَجَشَى | ضَذَّقَ | ءَهَّ عَحَّ عَخَّ | ا

Lesson
01

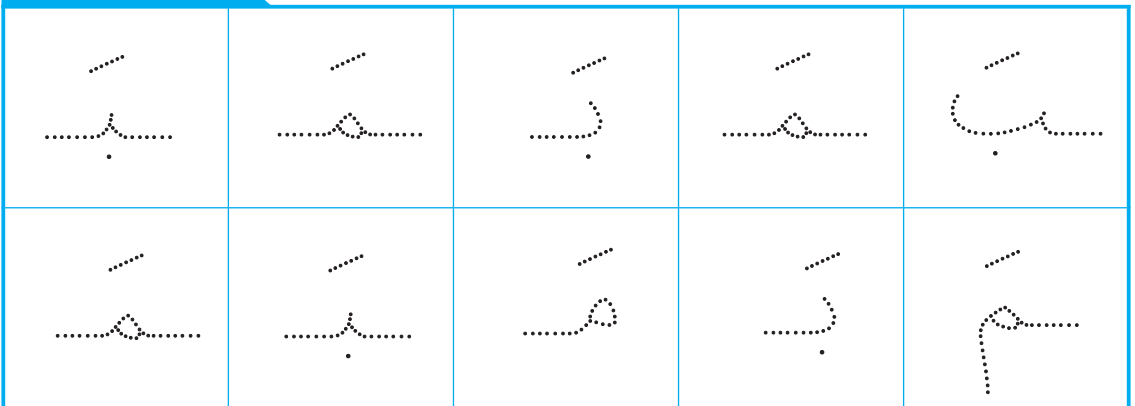
Meem - Baa



The full and the short forms of Meem and Baa are given in the first line. The same forms with connectors are given below.



Writing Practice



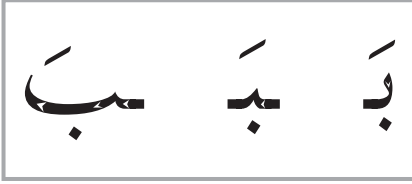
Teachers' Note

Letters are taught with (ـَ) Fathah, which is also known as Zabar. Fathah is the easiest vowel sign to pronounce. Recognition of the shape is essential for the letters in their full and short form, with or without Connectors. This will make it easier for the student to recognize the letters in words, as and when they appear.

Workbook: Lesson - 01



Trace the letters given below with the pencil:



Find "م" and "ب" in words given below and make a circle on it:

مُبِين

بَلَد

مُسْلِم

قَلْب

مُسْلِمَة

ظَلَم

Teachers' Note

Teacher should read these words clearly and loudly, and then ask the students to make a circle on "م" and "ب" in each word.

Aqeedah

Qur'an

Akhlaaq

Islamic Studies

Hadeeth

Seerah

Dua

Lesson - 1

Aqeedah Allah created various living beings in different regions, different shapes and sizes. Among His creation are Angels, Humans and the Jinns. The names of the four famous and strong Angels are: Jibreel, Michael, Israfeel and Malak Al Maut (the angel of death). Angels are created out of light, Humans are created out of mud while Jinns are created from fire.

Qur'an Get revised Surah Al-Fatiha, Surah Al-Asr and Surah Al-Kausar with their translation:

Hadeeth **The Messenger of Allah ﷺ said:**

أَلْوَالِدُ أَوْسَطُ أَبْوَابِ الْجَنَّةِ (ترمذي: 1900)

Translation: Father is the Middle gate of Paradise.

Du'a رَبَّنَا إِنَّا فِي الدُّنْيَا حَسَنَةٌ وَفِي الآخِرَةِ حَسَنَةٌ وَقِنَا عَذَابِ النَّارِ (بقره: 201)

(Note: Memorize this Du'a only)

Seerah Prophet Muhammad ﷺ lived in Makkah, he invited people to Islam - some accepted while most rejected his invitation. They troubled him so much, that Allah asked him to go and live in another city called Madina, about 400 km from Makkah. This is called **Hijrah**.

Akhlaaq Allah ordered all of us to respect and love our parents. We should obey them and make them happy with our actions. They did so much for us when we were helpless.